



**EFIC**

EGYPTIAN FINANCIAL &  
INDUSTRIAL COMPANY

***LEGEND OF FERTILIZER QUALITY FOR GREEN PROSPERITY***

**EFIC**

EGYPTIAN FINANCIAL &  
INDUSTRIAL COMPANY

# EFIC

- **Egyptian Financial & Industrial Company is the giant phosphate fertilizer producer that dominates 70% of the Egyptian Market and successfully penetrates the export markets in the five continents of the globe.**
- **EFIC produces, sells and exports five main products:**
  - **Concentrated Sulpheric Acid CSA**
  - **Single Super Phosphate SSP both Powdered PSSP and granulated GSSP**
  - **Compound Nitrogen and phosphate Fertilizer NP**
  - **Ammonium Sulphate Fertilizer AS**
  - **Di-Calcium Phosphate DCP**

EGYPTIAN FINANCIAL &  
INDUSTRIAL COMPANY

# EFIC FACTORIES

- **Kafr El-Zayat Factory in Delta Region of Egypt**
- **Assiut Factory in Upper Egypt**
- **Suez Company for Fertilizer Production “SCFP” a subsidiary 99.8% owned by EFIC at Red Sea Port City of AL-Ain AL-Sukhna.**

EGYPTIAN FINANCIAL &  
INDUSTRIAL COMPANY

# **EFIC: 8 DECADES OF SUCCESS**

- **In 1929: EFIC was established as a Joint Stock Egyptian Company.**
- **In 1935: EFIC first plant was founded in Kafr EL-Zayat.**
- **In 1961: EFIC was nationalized.**
- **In 1971: EFIC second plant was founded in Assiut.**

**EFIC**  
EGYPTIAN FINANCIAL &  
INDUSTRIAL COMPANY

# **EFIC: 8 DECADES OF SUCCESS**

- **In 1991: EFIC was brought under the umbrella of the Holding Company for Mining and Refractors “HCMR”.**
- **In 1996: As a part of the government’s privatization Program, HCMR sold 65% of its holding in EFIC to public through an initial public offering “IPO” and offered 10% stake to employees.**

**EGYPTIAN FINANCIAL &  
INDUSTRIAL COMPANY**

# **EFIC: 8 DECADES OF SUCCESS**

- In 1999: EFIC authorized capital was increased to EGP. 700 M and the issued and paid-in capital was increased to EGP. 259.9 M using reserves at par value EGP.40 per share upon the merge of Arab Company for Granulating Fertilizer into EFIC.**
- In 2002: EFIC established SCFP at investment cost of : EGP. 405M.**
- In 2004: EFIC doubled the number of its shares to 12,994,056 shares and thus Paid-in capital amounted EGP.519.8 M using reserves.**

# **EFIC: 8 DECADES OF SUCCESS**

- **In 2005: SSP production was launched at SCFP.**
- **2007 witnessed the production of both Ammonium Sulphate and Sulpheric Acid for the first time at SCFP.**
- **In 2008: EFIC Assembly approved 1:3 stock dividend followed by 1:4 stock split to make the total outstanding number of EFIC shares to be 69.3 M shares using reserves.**

# EFIC CAPACITIES

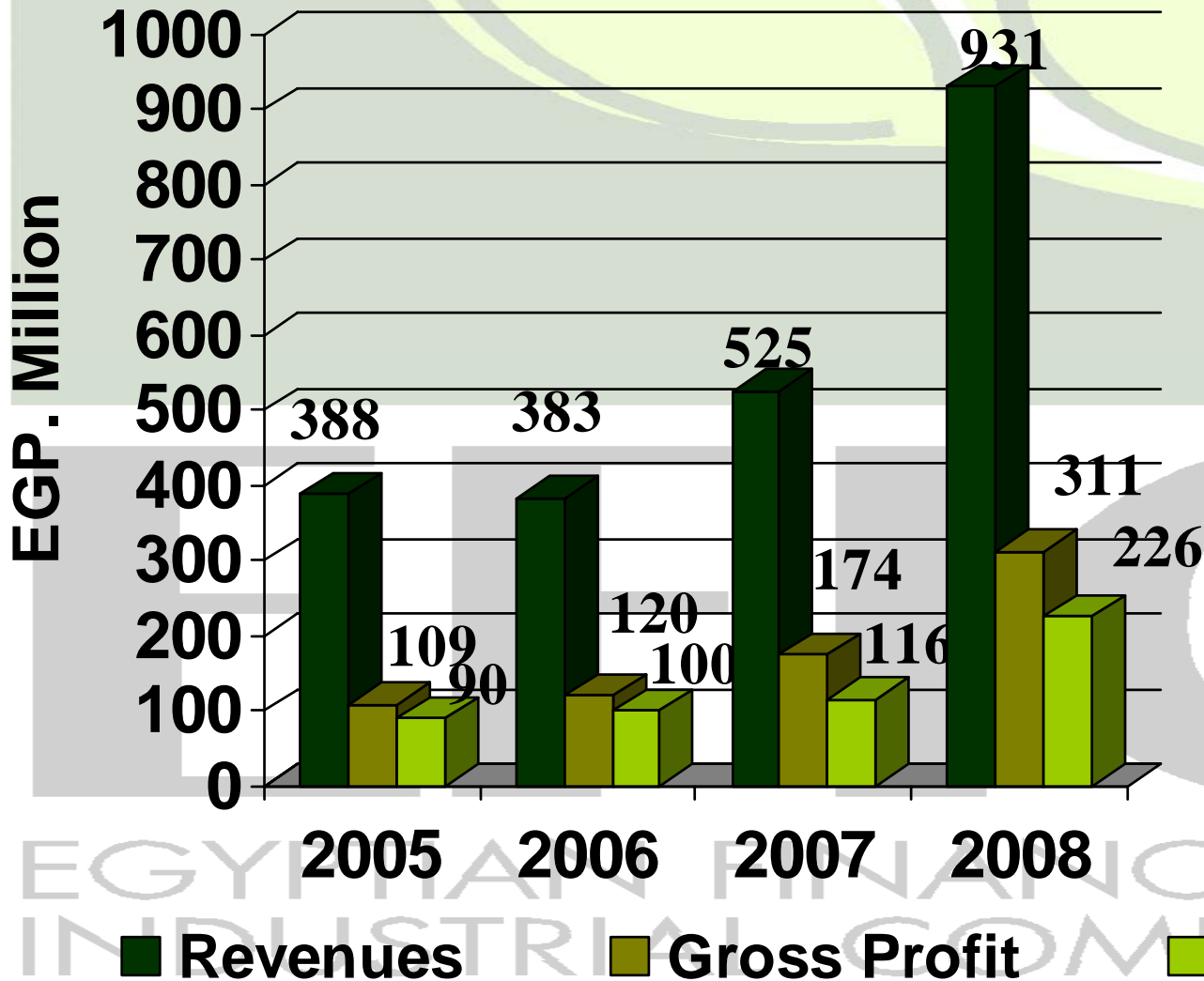
*All Quantities are in ,000 Tons*

**Jul-09**

<b>EFIC PRODUCT MIX</b>	<b><u>SA</u></b>	<b><u>PSSP</u></b>	<b><u>GSSP</u></b>	<b><u>NP</u></b>	<b><u>AS</u></b>	<b><u>DCP</u></b>
<b>EFIC PLANTS &amp; COMPANIES</b>						
<b>Kafr EL-Zayat Plant</b>	170	450	300	0	0	0
<b>Assiut Plant</b>	210	450	300	0	0	0
<b>Suez Company for Fertilizers Production</b>	425	300	150	50	300	20
<b>Total Capacities</b>	805	1200	750	50	300	20

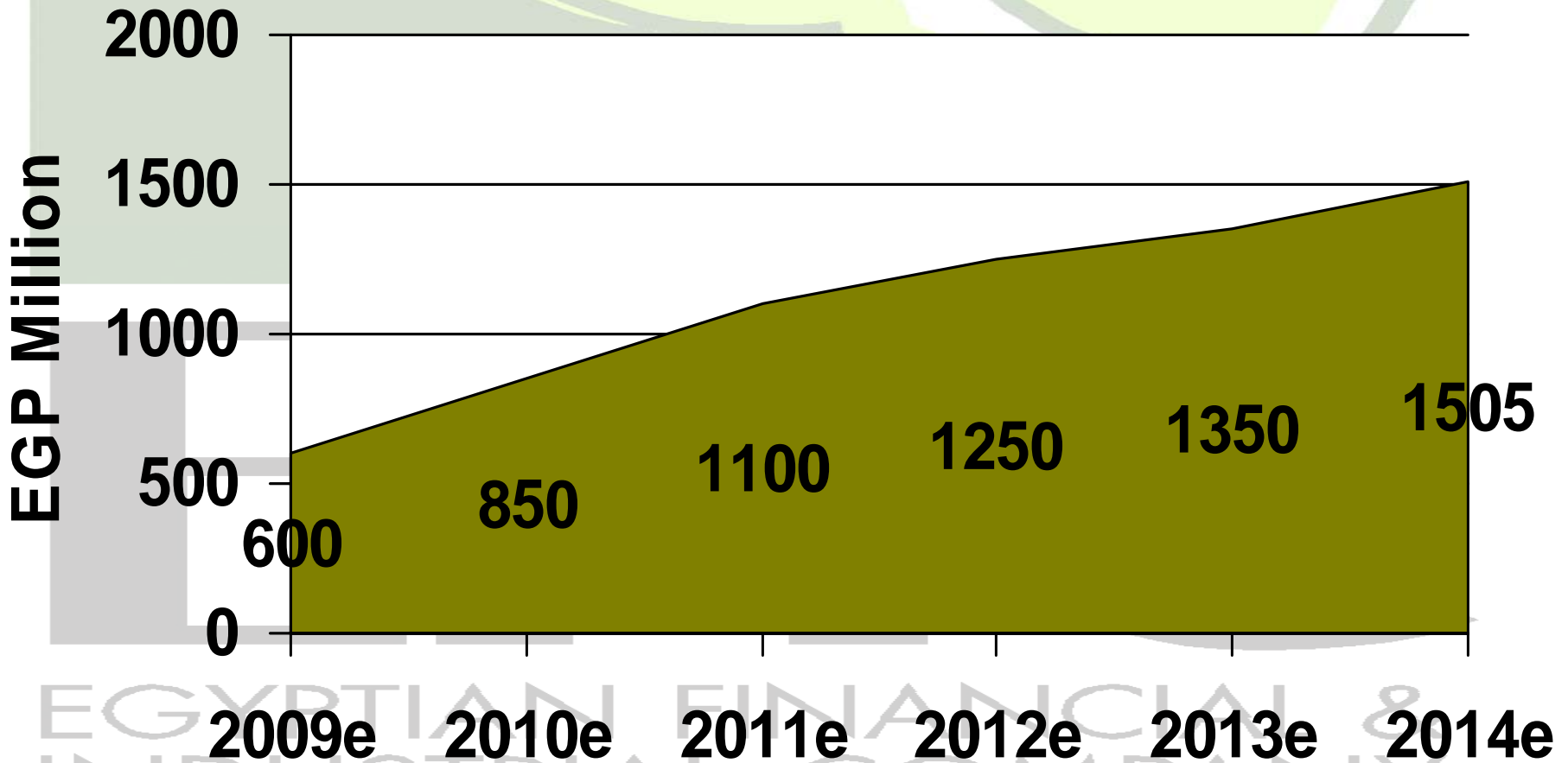
EGYPTIAN FINANCIAL &  
INDUSTRIAL COMPANY

# EFIC REVENUES & PROFIT



# EFIC Consolidated Revenues

## 2009e - 2014e



# EFIC PRODUCTION

*All Quantities are in Tons*

YEARS	2005	2006	2007	2008	2009
<b>EFIC PRODUCTION</b>					
CSA	395,127	350,903	333,473	244,905	166,070
PSSP	629,558	442,341	489,030	469,467	403,555
GSSP	245,431	260,678	302,839	376,543	170,695
NPK	5,278	6,877	15,389	7,712	-
<b>SCFP PRODUCTION</b>					
CSA	-	-	5,621	204,750	94,706
PSSP	62,069	73,637	53,607	73,854	119,796
GSSP	37,931	57,961	68,950	140,788	79,649
NPK	-	-	-	-	3,052
AS	-	-	38,286	78,682	122,167
DCP	-	-	-	-	300
<b>TTL EFIC PRODUCTION</b>					
CSA	395,127	350,903	339,094	449,655	260,776
PSSP	691,627	515,978	542,637	543,321	523,351
GSSP	283,362	318,639	371,789	517,331	250,344
NPK	5,278	6,877	15,389	7,712	3,052
AS	-	-	38,286	78,682	122,167
DCP	-	-	-	-	300

# EFIC SALES

*All Quantities are in Tons*

YEARS	2005	2006	2007	2008	2009
<b>EFIC SALES</b>					
CSA	131,370	98,189	77,434	63,210	30,906
PSSP	529,703	538,485	469,184	205,150	304,526
GSSP	259,768	295,000	306,530	353,649	179,798
NPK	5,079	5,105	15,168	6,604	-
<b>SUEZ SALES</b>					
CSA	-	-	1,297	172,271	55,969
PSSP	49,787	83,919	49,628	16,395	83,329
GSSP	37,931	57,961	68,950	140,788	78,524
AS	-	-	36,667	70,422	131,369
DCP					33
<b>TTL EFIC SALES</b>					
CSA	131,370	98,189	78,731	235,481	86,875
PSSP	579,490	622,404	518,812	221,545	387,855
GSSP	297,699	352,961	375,480	494,437	258,322
NPK	5,079	5,105	15,168	6,604	-
AS	-	-	36,667	70,422	131,369
DCP					33


# EFIC EXPORTS

*All Quantities are in Tons*

YEARS	2005	2006	2007	2008	2009
<b>TTL EFIC PRODUCT MIX</b>					
CSA	2,010	1,799	1,347	37,475	2,507
PSSP	2,500	240	10,673	5,920	3,160
GSSP	57,365	95,209	230,999	303,544	61,660
NPK	-	5,100	15,168	6,604	2,950
AS	-	-	-	-	22,300

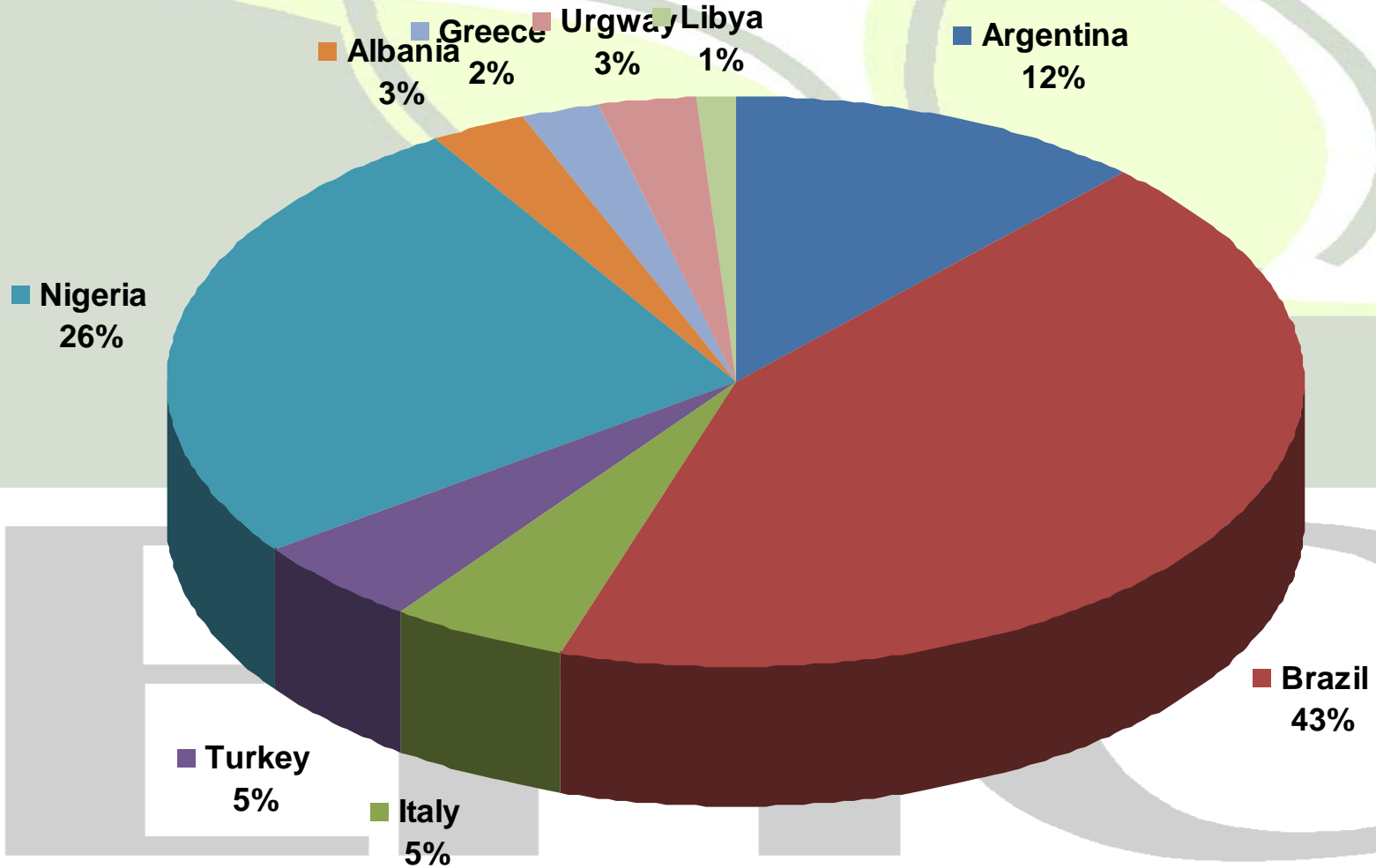
EGYPTIAN FINANCIAL &  
INDUSTRIAL COMPANY

# EFIC EXPORTS



EGYPTIAN FINANCIAL &  
INDUSTRIAL COMPANY

# 2008 Exports Amounting EGP 501 MLN By Country



# EFIC Shareholders Structure- Feb. 2010

